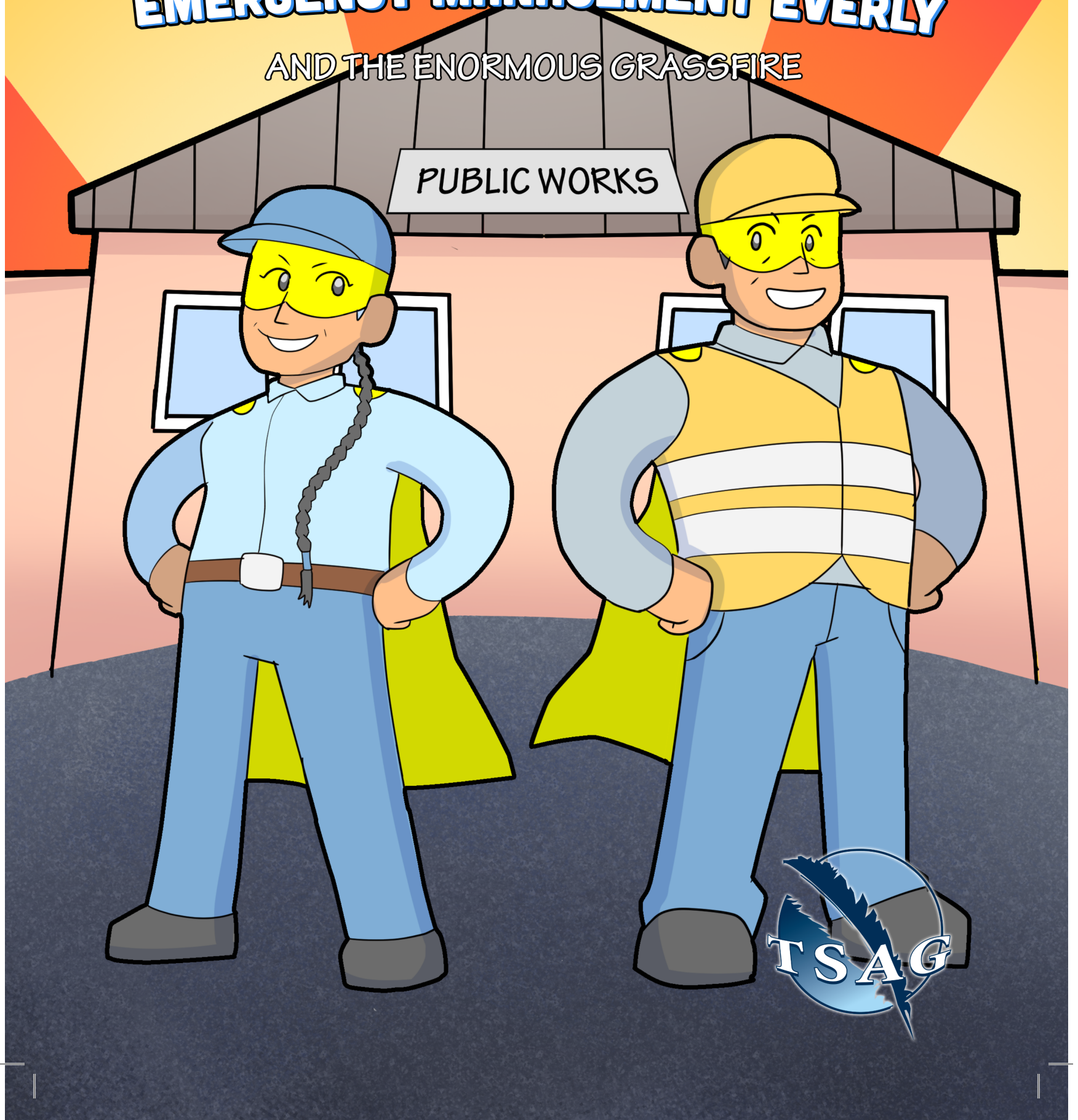


THE ADVENTURES OF  
**PUBLIC WORKS DIRECTOR DAVE**  
&  
**EMERGENCY MANAGEMENT EVERLY**  
AND THE ENORMOUS GRASSFIRE





*This comic is the fifth in a series of comic books created by First Nations Technical Services Advisory Group to teach students in grade 3-6 about the Superheroes that make and keep our water safe to use.*


*PDF copies of this booklet and other educational materials are available from TSAG.*

*Telephone: 780 486 8601  
Email: [crtp@tsag.net](mailto:crtp@tsag.net)  
Address: 18232-102 Ave, Edmonton, Alberta. T5S 1S7.*





Many communities have a Public Works Director and Emergency Management Director to provide help in emergencies.



**A Public Works Director has many jobs:**

They make sure that preventative maintenance is done on all machinery and at the water treatment plant, sewage collection system, and lagoon treatment systems. They also organize solid waste Transfer Station operation and maintenance.

They create work orders on Nation Assets that require repair or upgrading.

They make sure there is enough water in storage for fire protection.

They make sure that routine road maintenance is done and that the snow is removed in the winter so that school buses and emergency personnel can always get to where they need to go.

**Director of Emergency Management (DEM) also has many jobs:**

They do Hazard Identification and Risk Assessments. That means that they read daily reports (from Provincial Emergency Coordination Centre) about what is happening each day in Alberta. They check to see if there are any important events or emergencies and then make a plan to be ready for them.

They watch for seasonal hazards like floods, prairie fires, power outages, and the short and long-term weather forecasts.

They make sure that each school, health department, lands department, housing department, police, and fire departments have a plan for what to do in an emergency.

After the emergency they help people get things back to normal.

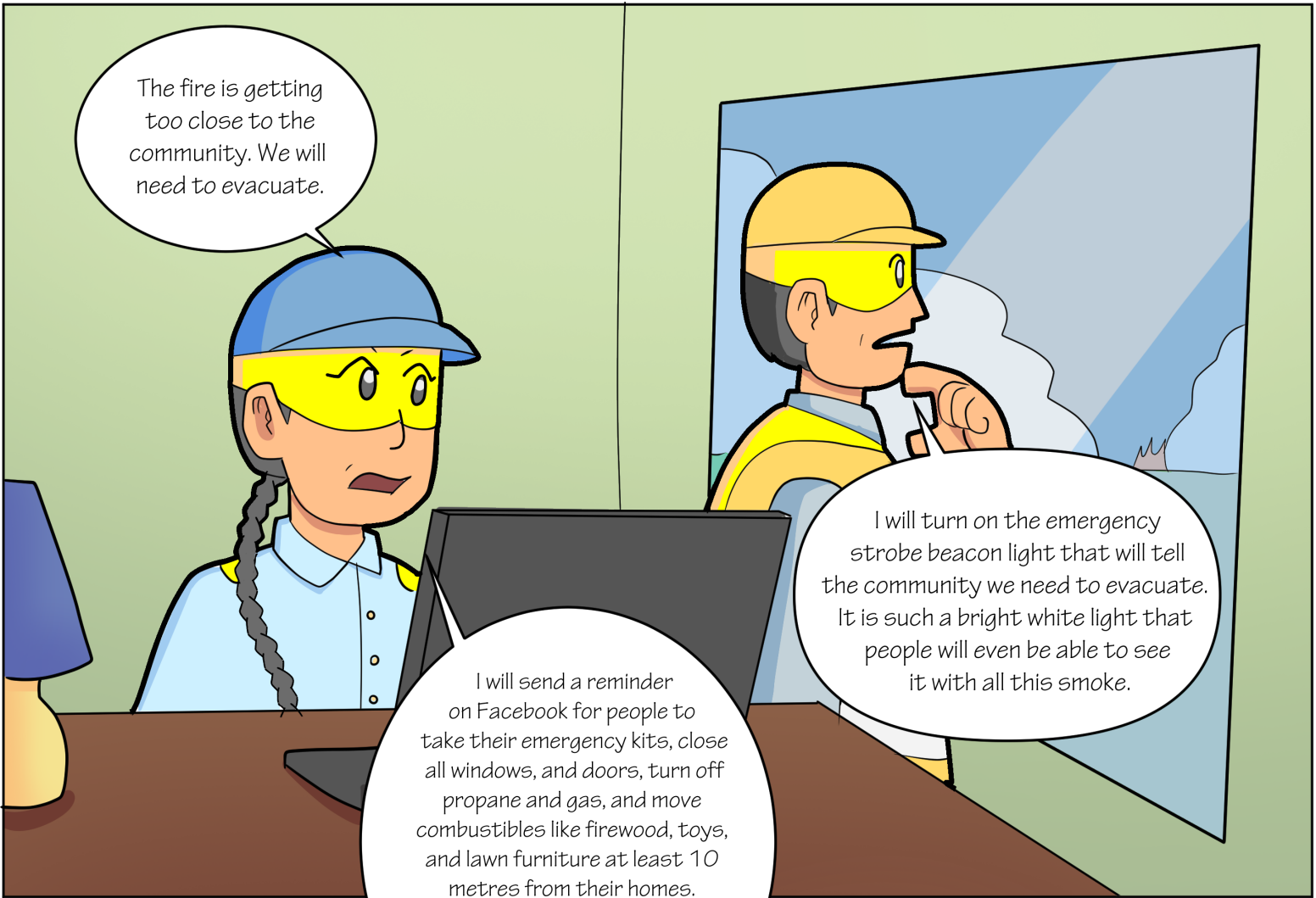




Spring and Fall is grassfire season in Alberta due to the dry vegetation conditions. When wildfires get close to a community Public Works Director Dave and Emergency Management Everly work together to keep the community members safe.

Emergency Management Everly has created an evacuation plan for the community. She has also handed out a supply list for an evacuation kit and given one to each family, so they know what to put in their kits.













Meanwhile on the outskirts of the community, Farmer Fred is very busy trying to protect his animals. People who live on farms and have livestock get help from the Lands department to evacuate livestock and equipment





Oh no, I can't get away from this fire, I am trapped! Ouch!




Let's get this fire out!




STARS, We need you to rescue someone who got a bad burn in the grassfire.





Meanwhile back in the community...



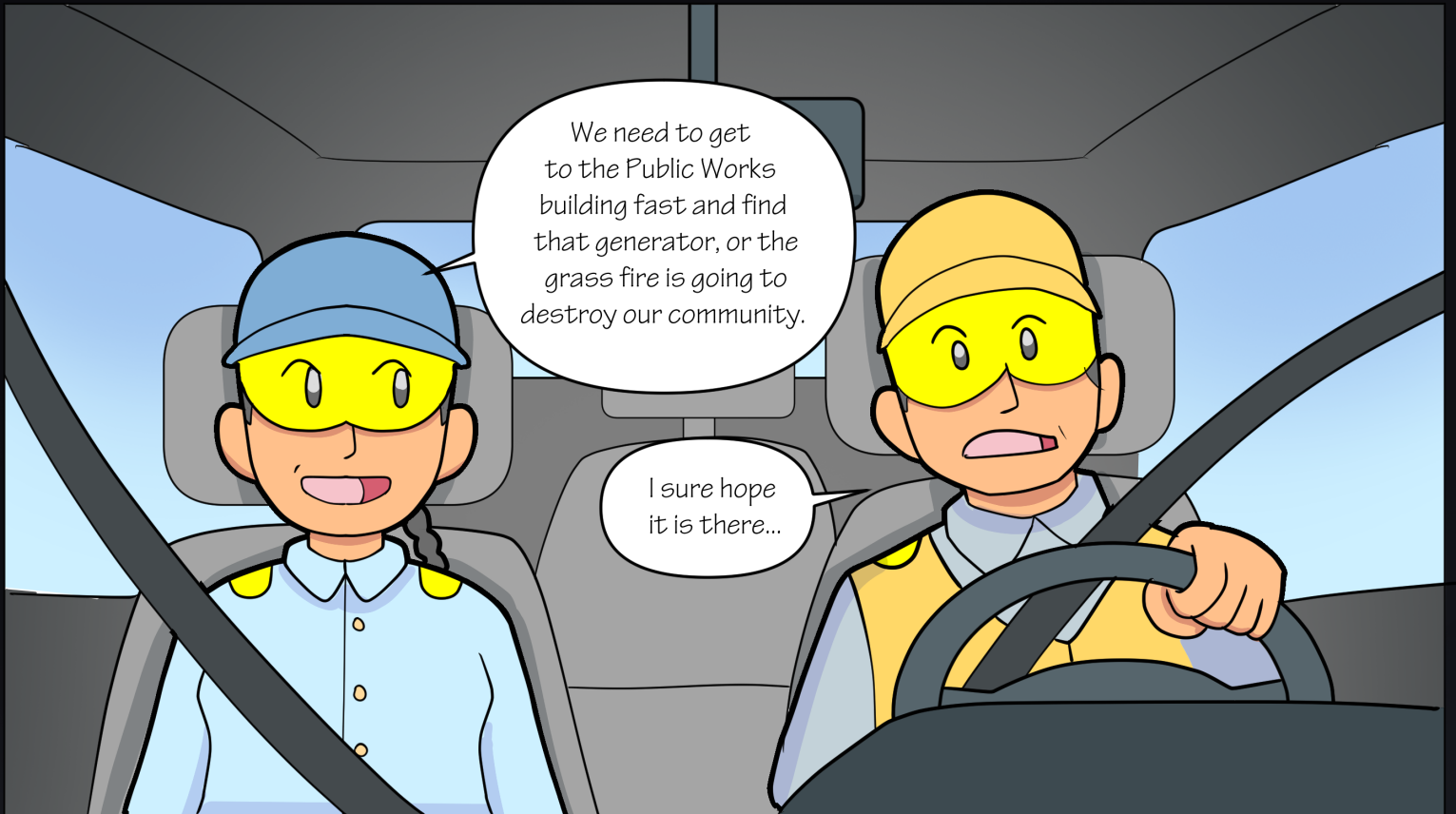
The fire fighters will not be able to get any water from the hydrants because the pumps at the raw water supply system that supplies water to the water treatment plant won't work without power. What are we going to do?

I think there may be diesel powered generator somewhere in the Public Works building. Let's drive over quickly before the fire reaches that part of the community.

Oh no! it looks like the fire has burned the power lines and the power is out.









We need to get to the Public Works building fast and find that generator, or the grass fire is going to destroy our community.

I sure hope it is there...

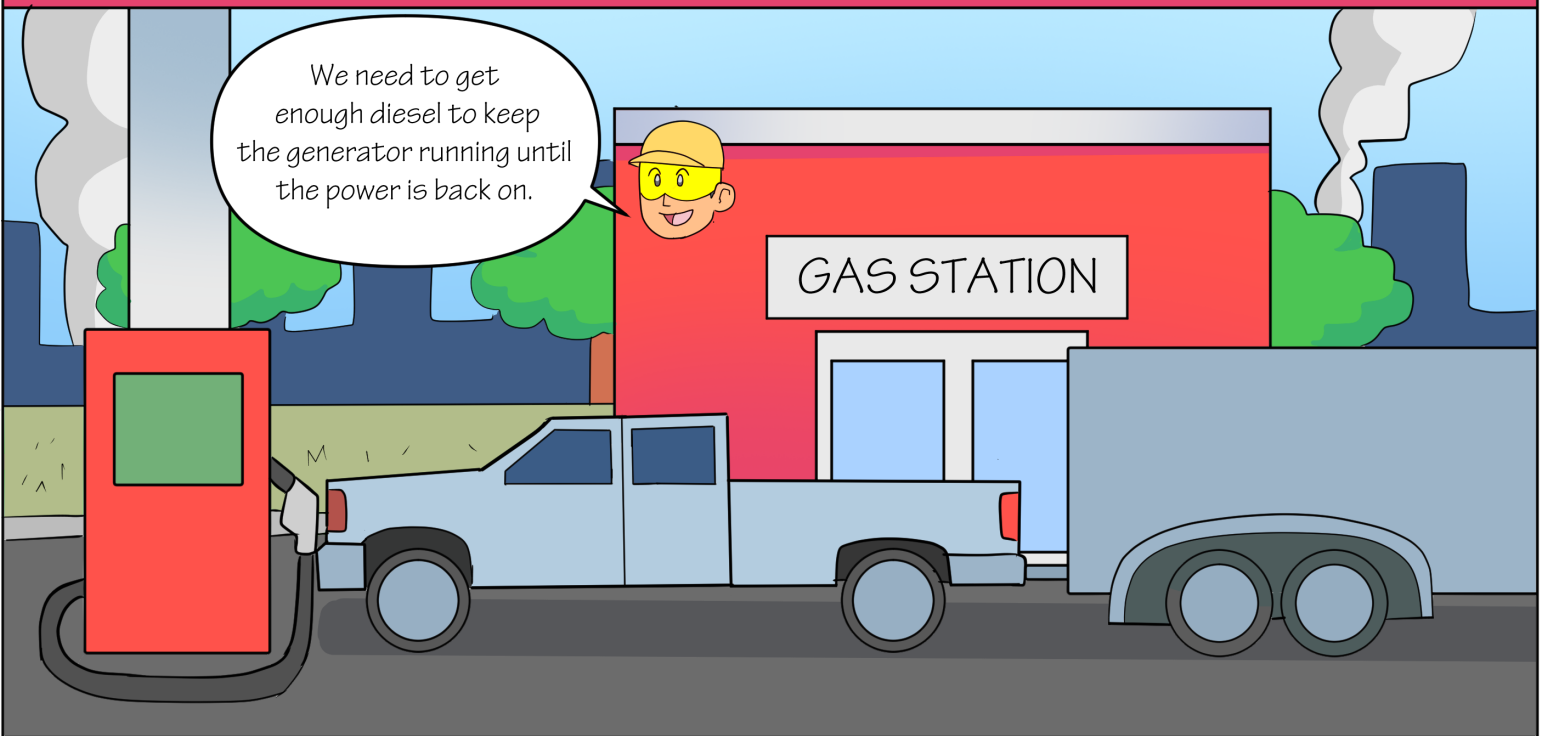
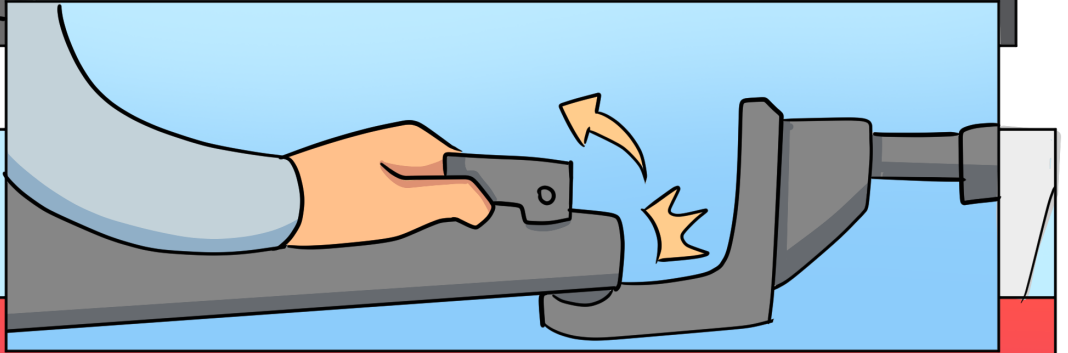
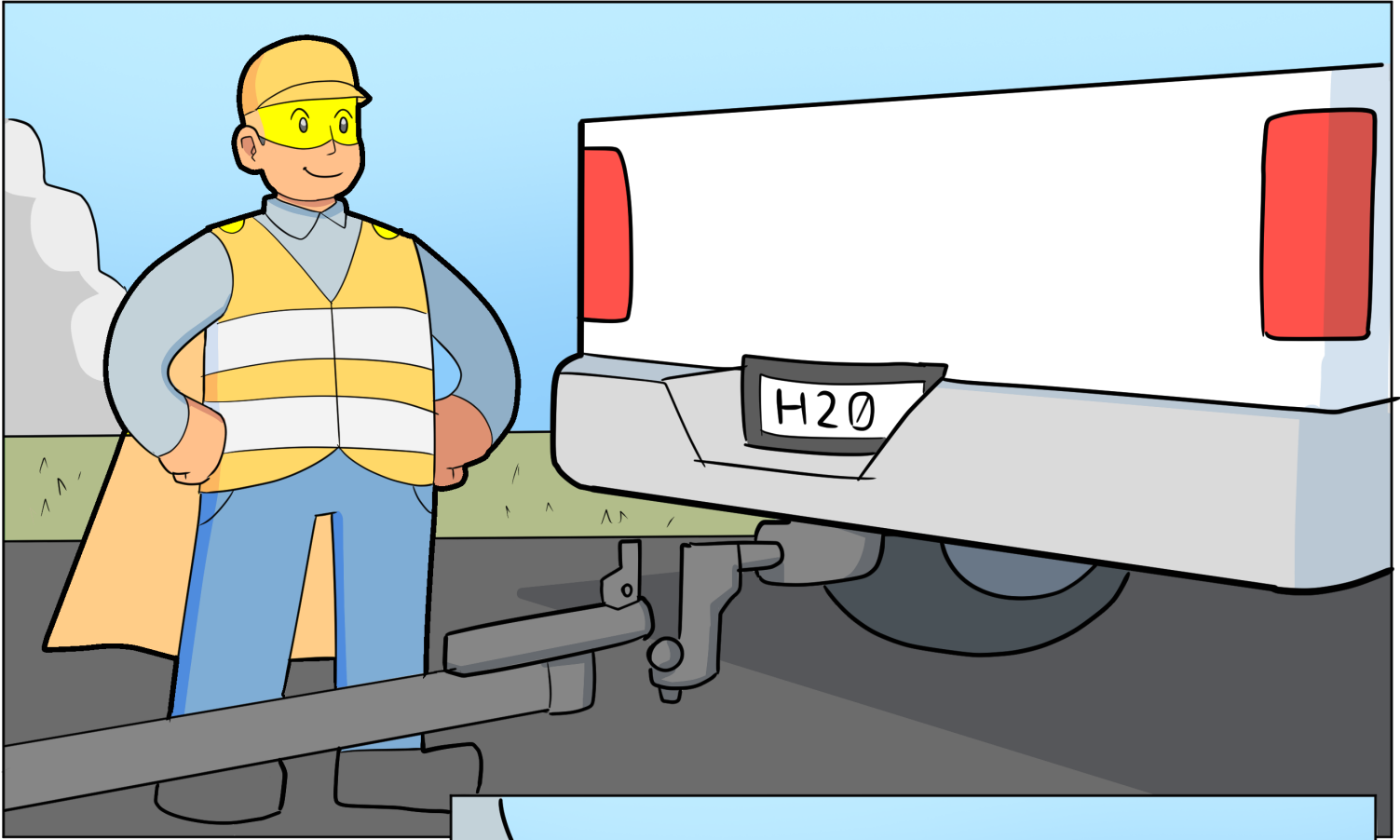


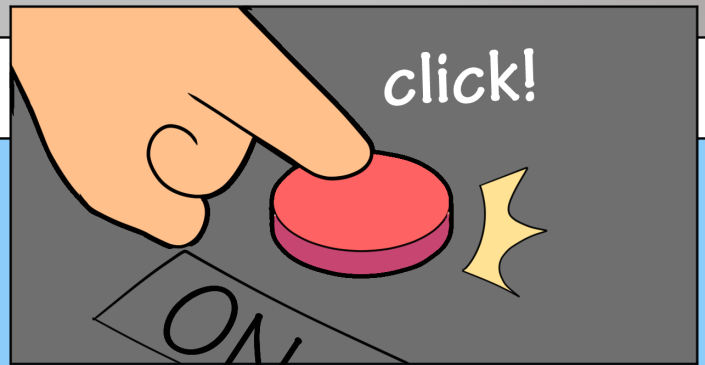

PUBLIC WORKS

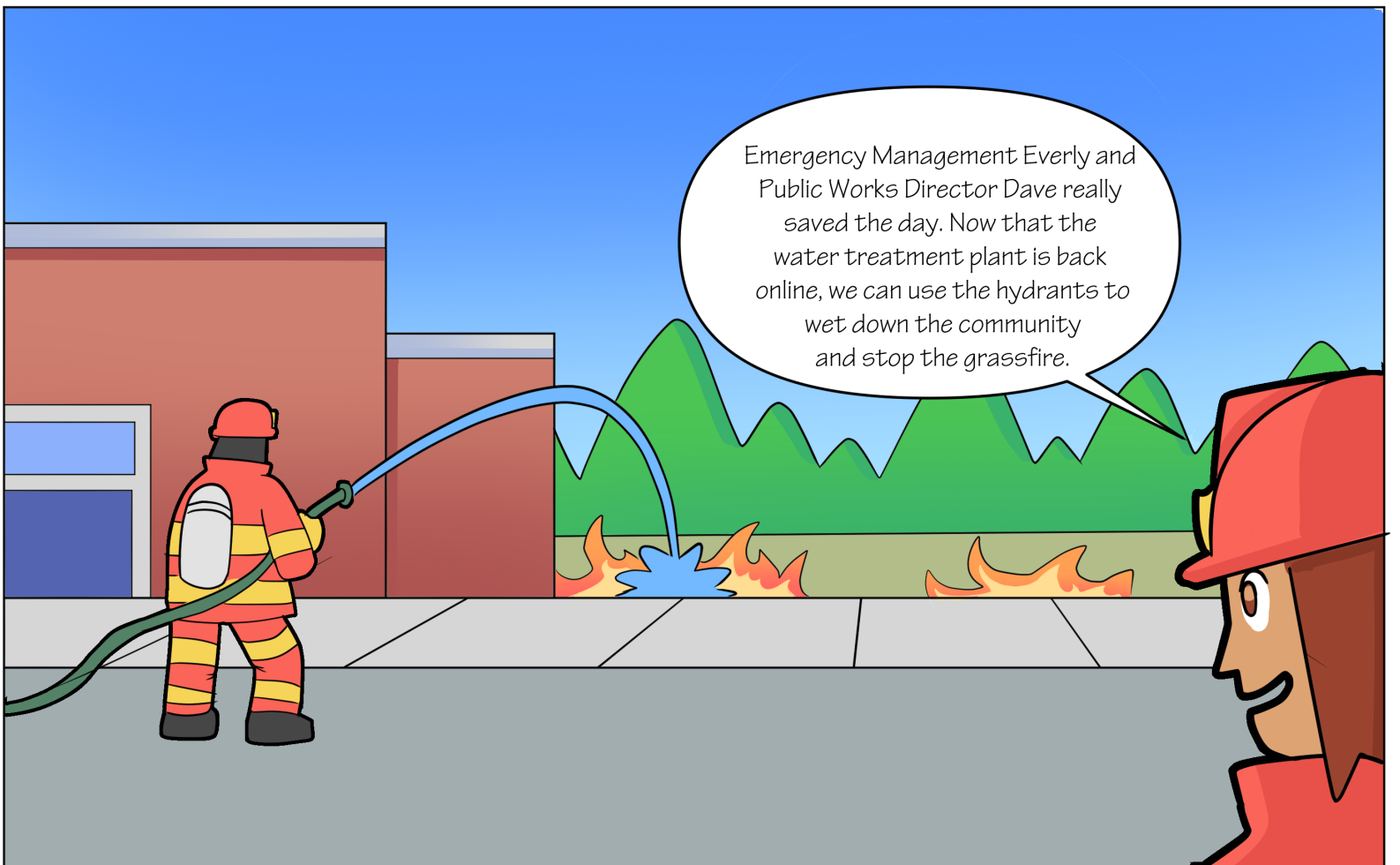


We have looked everywhere- I cant see it anywhere.

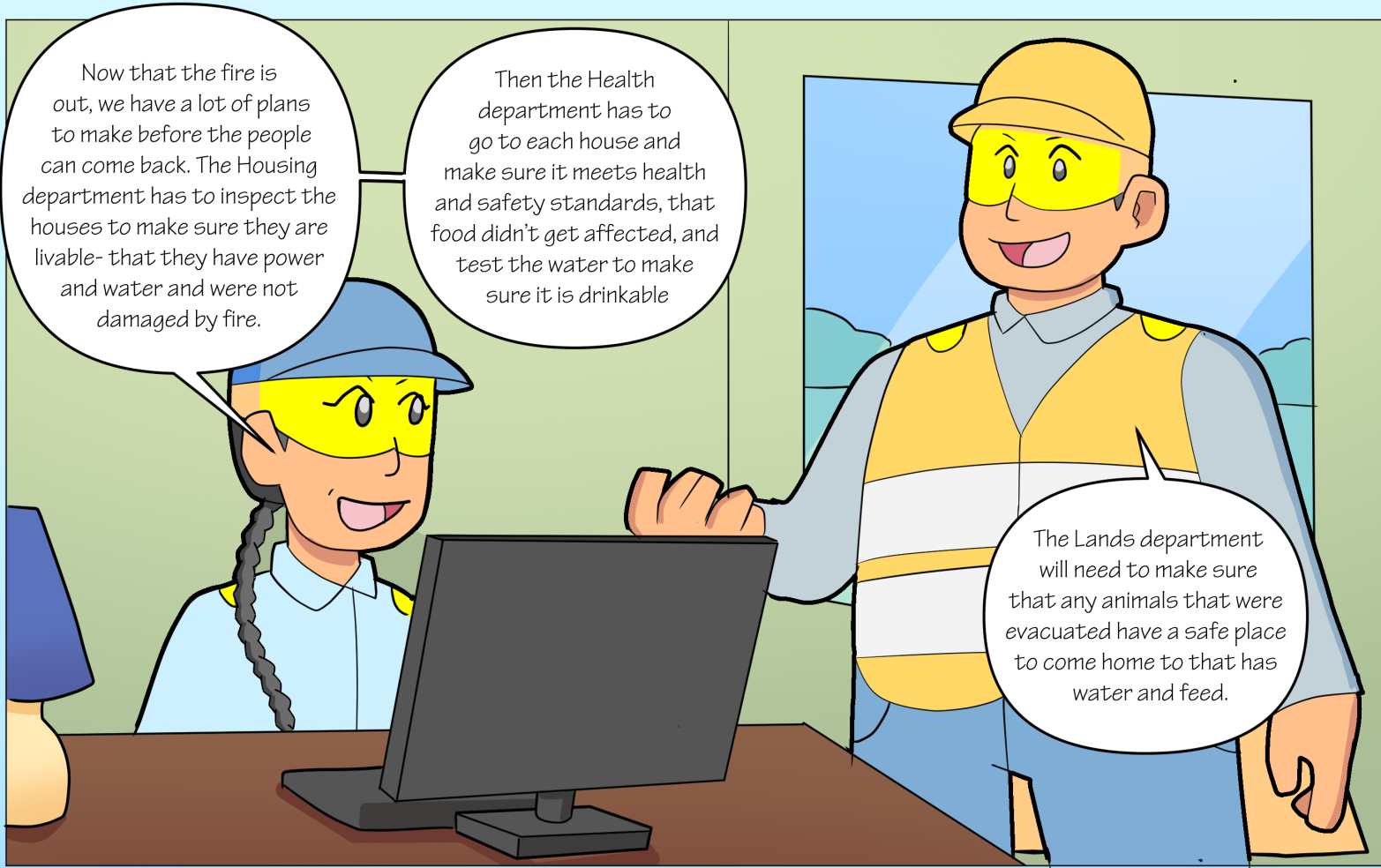
There it is. Lets get it connected to the truck.











Now that the fire is out, we have a lot of plans to make before the people can come back. The Housing department has to inspect the houses to make sure they are livable- that they have power and water and were not damaged by fire.

Then the Health department has to go to each house and make sure it meets health and safety standards, that food didn't get affected, and test the water to make sure it is drinkable

The Lands department will need to make sure that any animals that were evacuated have a safe place to come home to that has water and feed.



Our community is safe thanks to the quick thinking of Public Works Director Dave and Emergency Management Everly

**Tear-Out Page:**  
Public Works Director Dave



**Tear-Out Page:**  
Emergency Management Everly



# Hide and Seek!

Find **8** items that can start forest fires  
and circle them!



**Key:** Lighter, Matches, Barbeque, Barbeque, ATV, Fireworks, Smoldering Campfire, Cigarette, Fire Barrel



# Facts About Emergency Management For Parents and Teachers

- Build a Home Emergency Kit and an Evacuation Kit..
- Know the natural hazards in your area such as fire, floods, windstorms and tornadoes.
- Keep your gas tank at least half full at all times.
- After an incident check on everyone in your home, also check on neighbours and the elderly.
- If you have livestock and family pets make certain that they are safe and cared for.

## Evacuation Bag Contents

- Battery-operated radio (with extra batteries)
- Bottled water
- Cash (small bills and change)
- Canned food
- Can opener (manual)
- Change of clothing (seasonal)
- Copies of all important documents such as birth certificates, health cards, insurance, land titles
- Copy of your emergency plan
- Dry food (fruit, meat, energy bars)
- Emergency blanket
- Extra batteries
- First aid kit (small)
- Flashlight with extra batteries
- Local map
- Pen and Paper
- Personal toiletries (soap, medications, comb, toothbrush, and paste...)
- Pet food
- Phone charger
- Plastic utensils
- Sharp knife
- Whistle





*See you again for the next H2O Hero adventure!*