

---

# Fire Safety: Fire Heroes

---

## Instructor's Guide: K-1

---

[www.tsag.net](http://www.tsag.net)



FIRST NATIONS  
TECHNICAL SERVICES  
ADVISORY GROUP INC



## Preface

The First Nations Technical Services Advisory Group Inc., (TSAG), provides technical services and training for First Nations in Alberta in Asset Management, Circuit Rider Training, Water and Wastewater Management, Environmental Management, Housing Support Services, Fire Safety, Rural Addressing, Information Technology Services, and Virtual Healthcare. As a third-party service provider, we are funded by Indigenous Services Canada (ISC), and the First Nations and Inuit Health Branch of Canada (FNIHB) to deliver these services.

TSAG's values are:

<b><i>Integrity:</i></b>	<i>We value honesty, trust, and confidentiality in our relationships and re committed to achieving excellence.</i>
<b><i>Accountability:</i></b>	<i>We accept responsibility for our actions and decisions.</i>
<b><i>Respect:</i></b>	<i>We will respect the rights of First Nations, our partners, and our employees.</i>

These values are the foundation on which TSAG is built. We continually strive to create programming and build capacity within our First Nations to support our people today and expand to future generations. We welcome your feedback, hope that you utilize this information as lesson plans and share the knowledge with those around you.

## Forward

Fire has always been an important symbol in First Nations Culture. It brings warmth, prepares food and water for safe consumption, acts as a defense against predatory animals and has a spiritual meaning. It can bring new growth, but it can also bring destruction and devastation. An element as important as this requires the utmost respect and care.

The TSAG Fire Keepers initiative was created in 2022 to continue to bring awareness and education to youth about the importance of Fire Safety in and around their home and community.

As your students learn about Fire and Fire Safety, we hope that they will continue to develop respect for fire and recognize the significance of this element to their family, community, and culture. It is with that sentiment that TSAG is honored to share these lessons with you.





## Lesson Overview

This lesson relays that Firefighters are our friends and safe people to run to in the event of a fire. Children will learn about what a Firefighter wears and what his equipment is used for.

### Lesson Length

20-30 minutes

### Materials Needed

- Popsicle sticks
- Copies of the firefighter puppets and clothing (found at the end of this lesson)
- Glue
- Scissors
- TSAG PowerPoint slide (optional if no local firefighter is available)

### Workshop Prep

- Contact your community fire station and invite a firefighter to come to your class. Let them know that you would like to show the students that fire fighters are our friends and talk about what gear they wear and what it is for. Please see the lesson below for more points of discussion.
- **If you are not able to get a local firefighter to come to the school, a brief video on the PowerPoint slide is available.**
- Make enough copies of the Firefighter puppets for each student.
- You may also want to talk to other teachers and see if you can join several classes together for the firefighters visit.
- Preview the videos embedded in the PowerPoint slides to ensure your students will not be alarmed by them.

### How to Make This Class Successful


#### Before Class

- Come prepared with examples from your own background/experience.

#### During Class

- Be prepared to share your thoughts on various topics.
- Keep the class on track and focused on the issues.

#### After Class

- Write down your feedback on the lesson and submit it to TSAG.
- 

## Alberta Education Objectives:

This lesson aligns with Alberta Education's Kindergarten Program Statement: Citizenship and Identity:

- Environment and Community Awareness and the following specific learner expectations:
  - demonstrates awareness of the properties of objects and events in the environment, by: – describing some properties – sorting objects according to common properties, e.g., colour, size, shape, and texture
  - becomes aware of the relationship between cause and effect

<https://open.alberta.ca/dataset/931076c3-0fa2-47e8-96cf-53d7371a354f/resource/70c79133-a66a-48ea-a423-fcbeab021283/download/4270152-2008-kindergarten-program-statement.pdf>

This lesson aligns with Alberta Grade 1 Program of Studies:

- Science Inquiry and the following specific learner expectations:
  - Bring focus to investigative activities, based on their own questions and those of others.
  - Describe materials and objects that have been observed and manipulated and identify what was done and found out.

<https://www.learnalberta.ca/ProgramOfStudy.aspx?lang=en&ProgramId=379983#>


# Fire Safety : Fire Heroes

## Lesson Objectives:

Together, you and your students will:

1. Recognize Firefighters as a community helper.
2. Identify the gear that firefighters wear.
3. Understand that a firefighter is someone safe to go to in the event of a fire.

Review and Introduction	Check as you complete each task
<p><b>Topics to Discuss with your Class:</b></p> <ul style="list-style-type: none"> <li>➤ Today we are going to learn about fire heroes but first let's see what you remember from last month.</li> </ul> <p><b>Ask the Class:</b></p> <ul style="list-style-type: none"> <li>➤ What do you do if you find matches or a lighter?</li> <li>➤ What are some examples of fire hazards?</li> <li>➤ What can you do to prevent fires?</li> </ul> <p><b>Class Activity:</b></p> <ol style="list-style-type: none"> <li>1. Ask the children to demonstrate stop drop and roll and crawling low.</li> </ol> <p><b>Topics to Discuss with your Class:</b></p> <ul style="list-style-type: none"> <li>• These are all important things to know and do in the event of a fire.</li> <li>• There is another important thing to know if there is a fire.</li> <li>• Firefighters are community workers that are there to help you and your family.</li> <li>• Today we have a very special guest to tell us more about firefighters <b>(if applicable)</b>.</li> </ul>	
<p><b>What is a Firefighter</b></p> <p><b>This activity is applicable if you are able to get a firefighter to come to the school. If not, a video is embedded in the PowerPoint that discuss fire gear.</b></p> <p><b>Class Activity:</b></p> <ol style="list-style-type: none"> <li>1. Bring the firefighter into the room and introduce him or her to the students. <u>He should not be dressed in his gear for this.</u></li> <li>2. Ask the firefighter to tell the students about what he does and where he works and especially all the ways he helps people.</li> </ol>	



<ol style="list-style-type: none"> <li>3. Iterate that the firefighter is a safe person to go to in a fire because he will know how to help you. They should never hide from a fire fighter.</li> <li>4. Ask the Firefighter to show each piece of gear and what it is for. Allow the children to touch and ask questions.</li> <li>5. Ask the Firefighter to start putting his gear on. He can discuss how long it takes and anything he has to do before getting on the fire truck.</li> </ol>	
<b>Concluding Activity</b>	
<p><b>Class Activity:</b></p> <ol style="list-style-type: none"> <li>1. Pass out the Firefighter puppets and ask the children to color and cut them out, then mount the firefighters on popsicle sticks.</li> <li>2. They can cut out the individual pieces of gear and put them on the firefighter.</li> <li>3. As a review ask the children what is special about each type of equipment or what it does.</li> </ol>	
<b>Take Home Activity</b>	
<ol style="list-style-type: none"> <li>1. Ask the children to take home their puppets and explain to their parents what each piece of gear is for.</li> </ol>	






**TFK  
FIRE KEEPER**



## Paper Cut-Out Fire Fighter Action Figure

Cut carefully along the solid and dotted lines. Make sure not to cut the tabs off.





## Bibliography

Coates, K., Johnson, J., Napier, M., & White, S. (2007). *Fire Safety for Young Children*.

International Fire Service Training Association.

<https://www.ifsta.org/sites/default/files/fire%20safety%20for%20young%20children%20curriculum.pdf>

KidsSoup Resource Library. (n.d.). Firefighter and Fire Safety Activities, Lessons, and Crafts. KidsSoup. Retrieved October 18, 2022, from

<https://www.kidssoup.com/activity/firefighter-and-fire-safety-activities-lessons-and-crafts>

Prevention1st. (n.d.). *Before the Fire: Prevention Works! Fire Safety Lesson Plans for Grades*

*PreK-8*. Retrieved August 24, 2022 from <https://prevention1st.org/wp-content/uploads/2016/07/Before-The-Fire-Prevention-Works-1.pdf>

Texas State Fire Marshal's Office. (2011b). *First Grade – Fire Safety: Any Time, Any Place*.

Texas Department of Insurance. <https://www.tdi.texas.gov/pubs/sfmo/fmcurrguide1.pdf>

Texas State Fire Marshal's Office. (2011d). *Kindergarten – Fire Safe Together*. Texas

Department of Insurance. <https://www.tdi.texas.gov/pubs/sfmo/fmcurrguideK.pdf>

